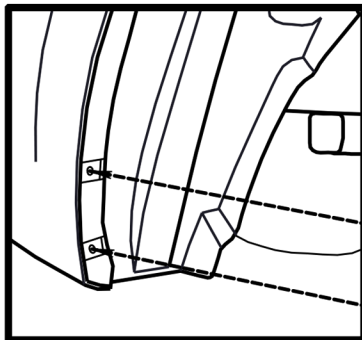


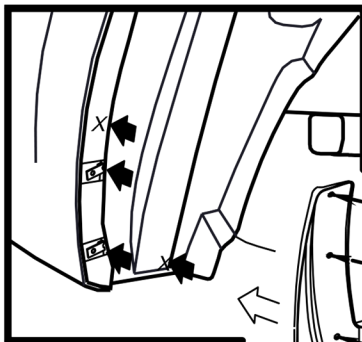
Mudflaps rear MAZDA 3 SED, 2013->




Preparation

2x  - Spring clip

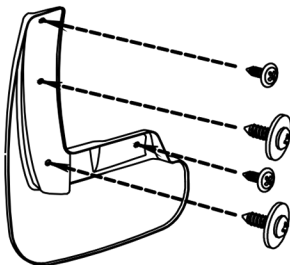
Before installing the mudflaps cut out plugs by marks on the backside of the plastic locker



Installation

2x  - Screw $\varnothing 4,8 \times 14 \text{mm}$
with washer

2x  - Screw $\varnothing 4,2 \times 16 \text{mm}$



Art.: EXP.NLF.33.28.E10

Set package

Mudflap - 2 pcs; Spring clip - 4 pcs;
Screw $\varnothing 4,2 \times 16 \text{mm}$ - 4 pcs; Screw $\varnothing 4,8 \times 14 \text{mm}$ - 4 pcs.