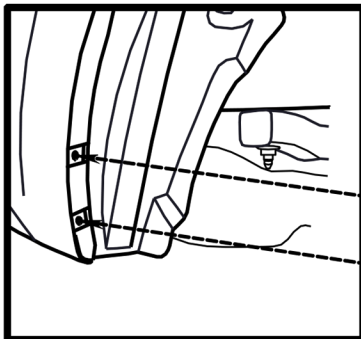



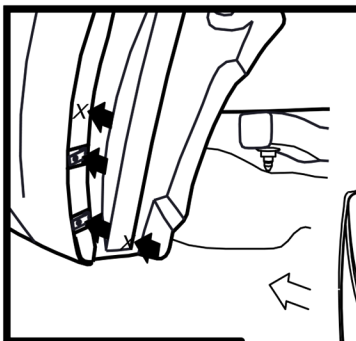
Mudflaps rear MAZDA 3 HB, 2013->




Preparation


2x  - Spring clip

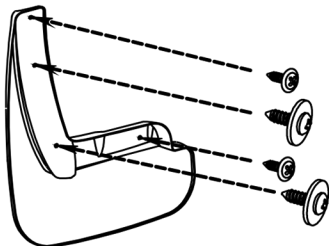
Before installing the mudflaps cut out plugs by marks on the backside of the plastic locker



Installation

2x  - Screw $\phi 4,8 \times 14$ mm
with washer

2x  - Screw $\phi 4,2 \times 16$ mm



Art.: EXP.NLF.33.27.E11

Set package

Mudflap - 2 pcs; Spring clip - 4 pcs;
Screw $\phi 4,2 \times 16$ mm - 4 pcs; Screw $\phi 4,8 \times 14$ mm - 4 pcs.